

LinkedIn Learning

How to Integrate:

} getabstract

LinkedIn Learning

How to:

Before you start



Helpful tips to keep in mind

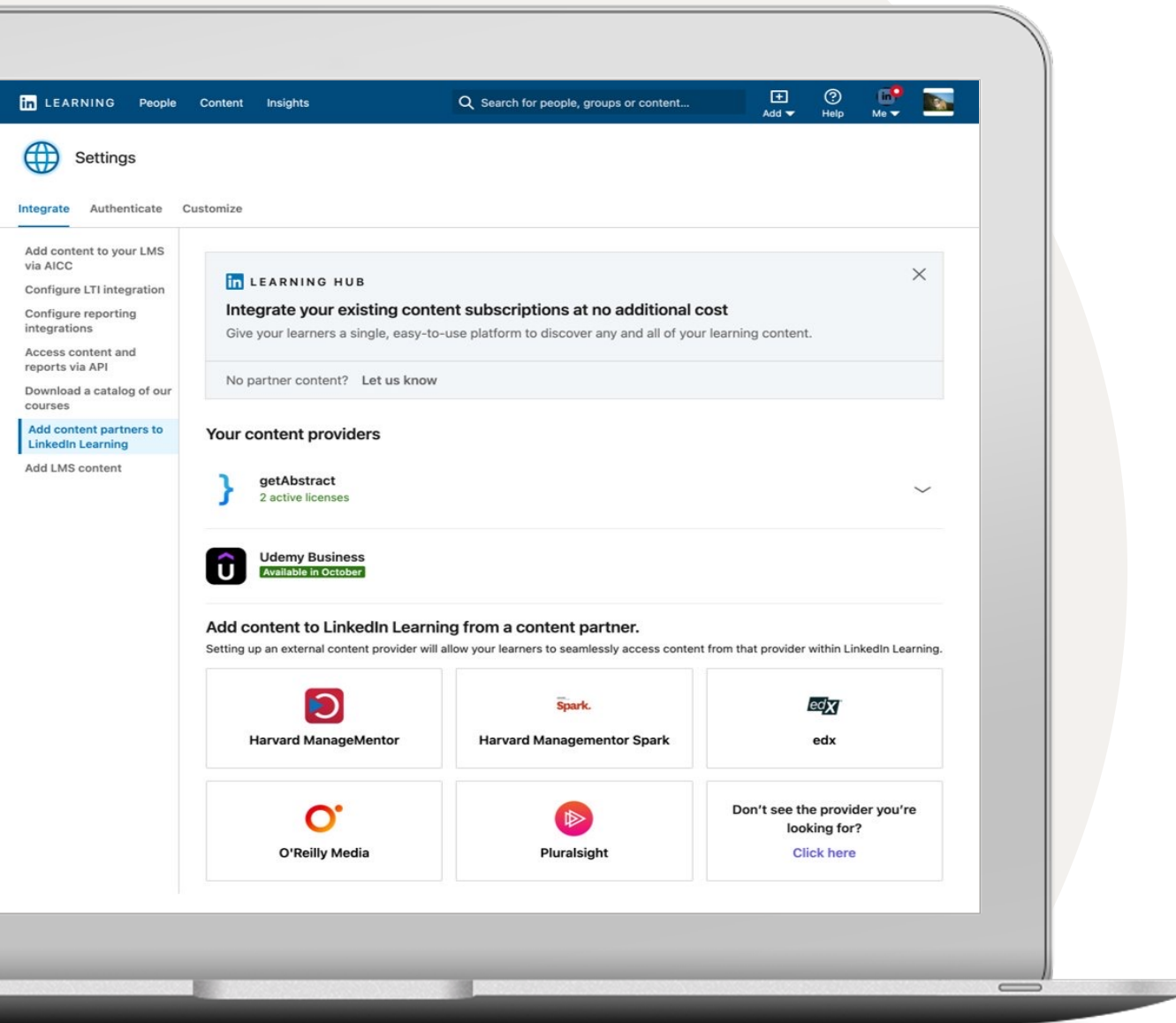
- 1 Please reach out to your contact at your content provider(s) for API keys and/or SSO credentials. Additionally, SSO is optional and is not required to setup the integration(s).
- 2 It can take up to 48 hours for new partner content to show up on Learning Hub. You will receive an email when the content is ready.
- 3 Learners will need to log in with the content providers the first time in order to activate the integrations.

SSO & API setup details

Content Provider	SSO Ready?	SSO needed?	Enablement in the admin onboarding flow within Learning Hub	Don't have SSO?
getAbstract	Add-on fees may be applicable, please confirm with your content provider	Optional	via customer provided API keys (client ID + secret)	Please contact your getAbstract rep or B2B.IT.Support@getabstract.com and request your API keys to enable SSO in LinkedIn Learning Hub

How to:

Set up getAbstract



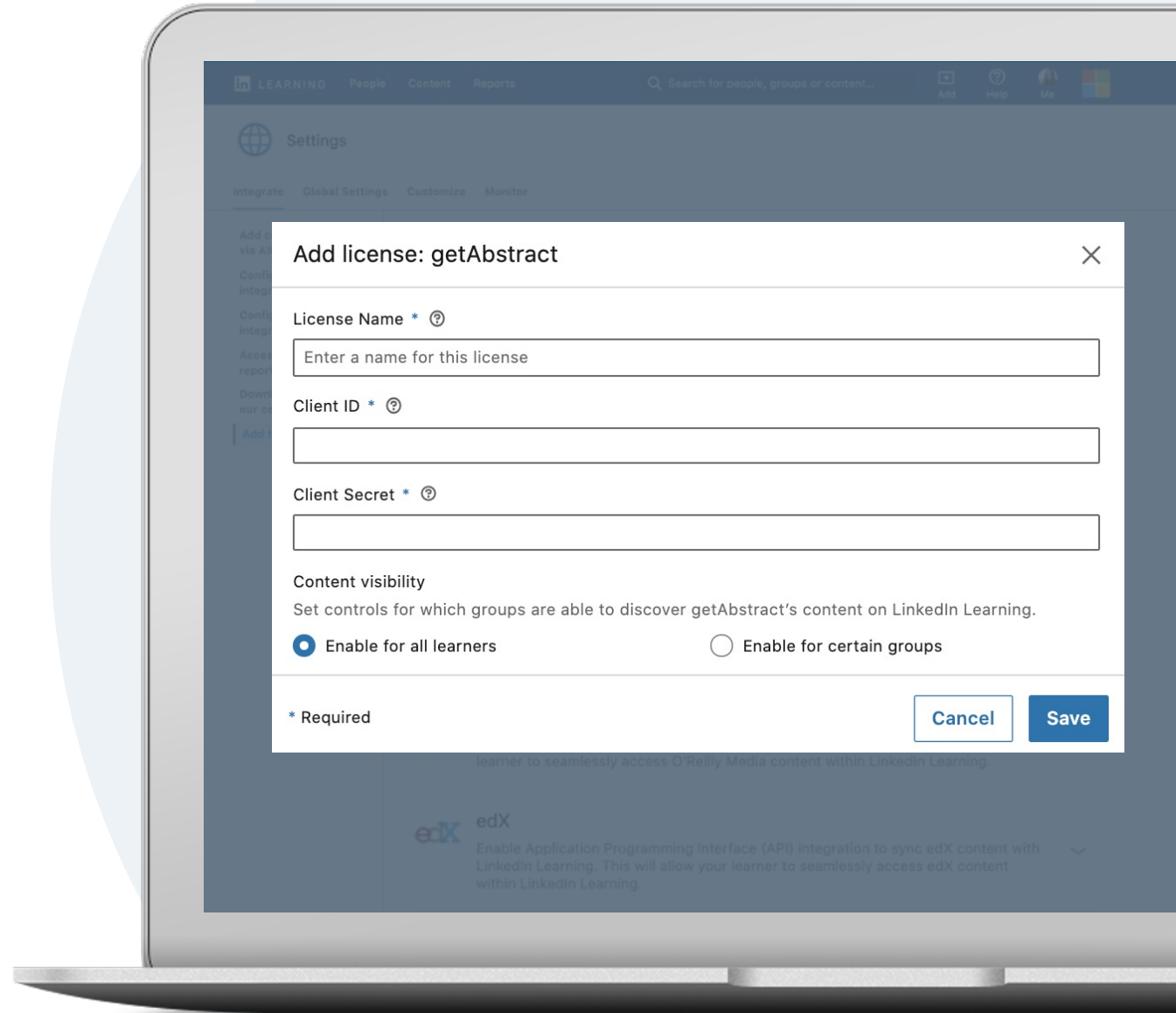
Integrate your content subscriptions

- 1 Go to your name and select 'Integrate' from your dropdown. This should automatically go to the Settings section for your integrations.
- 2 Scroll to the bottom and select the option 'Add content partners.'
- 3 Based on which content partner(s) you are subscribed to, you can enable the following integrations:
 - getAbstract
 - Harvard ManageMentor
 - Harvard Managementor Spark
 - edX
 - O'Reilly
 - Pluralsight

Set-up getAbstract

- 1 Enter a name of your choosing for the license name.
- 2 Enter your unique getAbstract API Client ID.
- 3 Enter your unique getAbstract API Client Secret.
- 4 Determine which learners and groups can access getAbstract content by granting access to all learners or certain groups. If enabling for certain groups, please create a LinkedIn Learning group first for those learners and select 'enable for certain groups'.
- 5 Select 'Save' to continue. This step ensures that you entered the right credentials. If you have entered the incorrect credentials, an error message will be included and you will be able to re-enter the correct credentials.

Tip: Contact your getAbstract customer success representative to obtain your API Client ID and API Client Secret if you don't have it available. For the content visibility step, please create a LinkedIn Learning Group first, if you select the option 'enable for certain groups'.

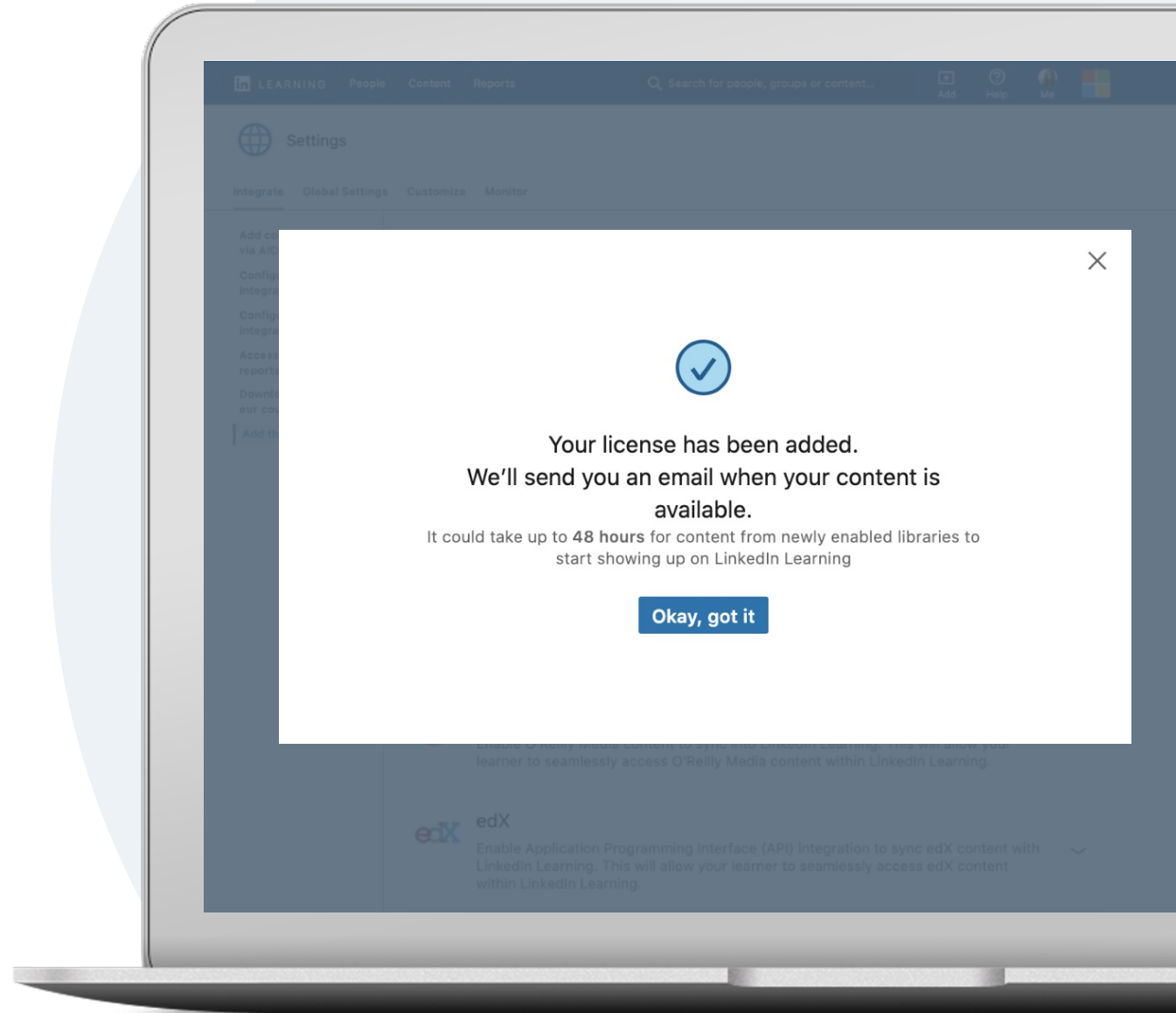


Set-up getAbstract

6 Select ‘Okay, got it.’

Once you create a license, we will send you an email when your content is available. It can take up to 48 hours for new partner content to show up on LinkedIn Learning Hub.

Yay! You added your license. Look out for the email. It could take up to 48 hours for new getAbstract content to show up in LinkedIn Learning!



LinkedIn Learning

How to:

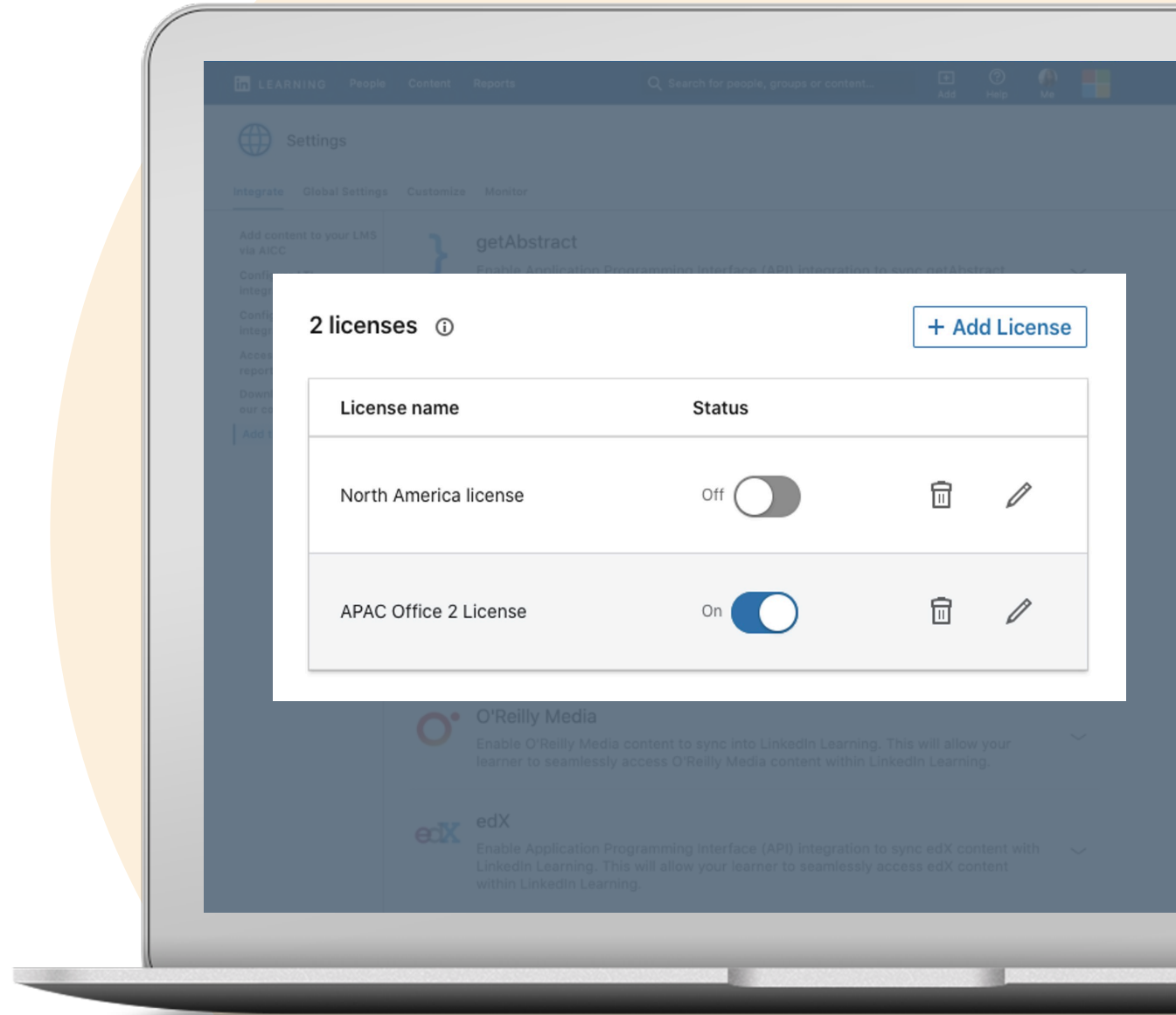
Manage Licenses



Disable a license

If you would like to temporarily put your LinkedIn Learning Hub integration with a content partner on hold, you can choose to disable it by turning it off.

Please note that disabling a license does not delete the integration.



Delete a license

If you would like to remove a content partner from LinkedIn Learning Hub permanently, you have the option to delete your license(s).

You will no longer see any of the partner content in your account and learners will no longer be able to consume the content.

