

LinkedIn Learning

How to Integrate:



LinkedIn Learning

How to:

# Before you start



# Helpful tips to keep in mind

- 1 It can take up to 48 hours for new partner content to show up in LinkedIn Learning Hub. Admins will receive an email when the content is ready.
- 2 For setup, Admins will need to create a new license in LinkedIn Learning Admin and input their unique Customer Integration ID obtained from Udacity.
- 3 A subscription to Udacity is required. Each unique learner will need a dedicated Seat, and Admins can create LinkedIn Learning groups to limit which learners are allowed to access Udacity content.

LinkedIn Learning

How to:

# Set up Udacity

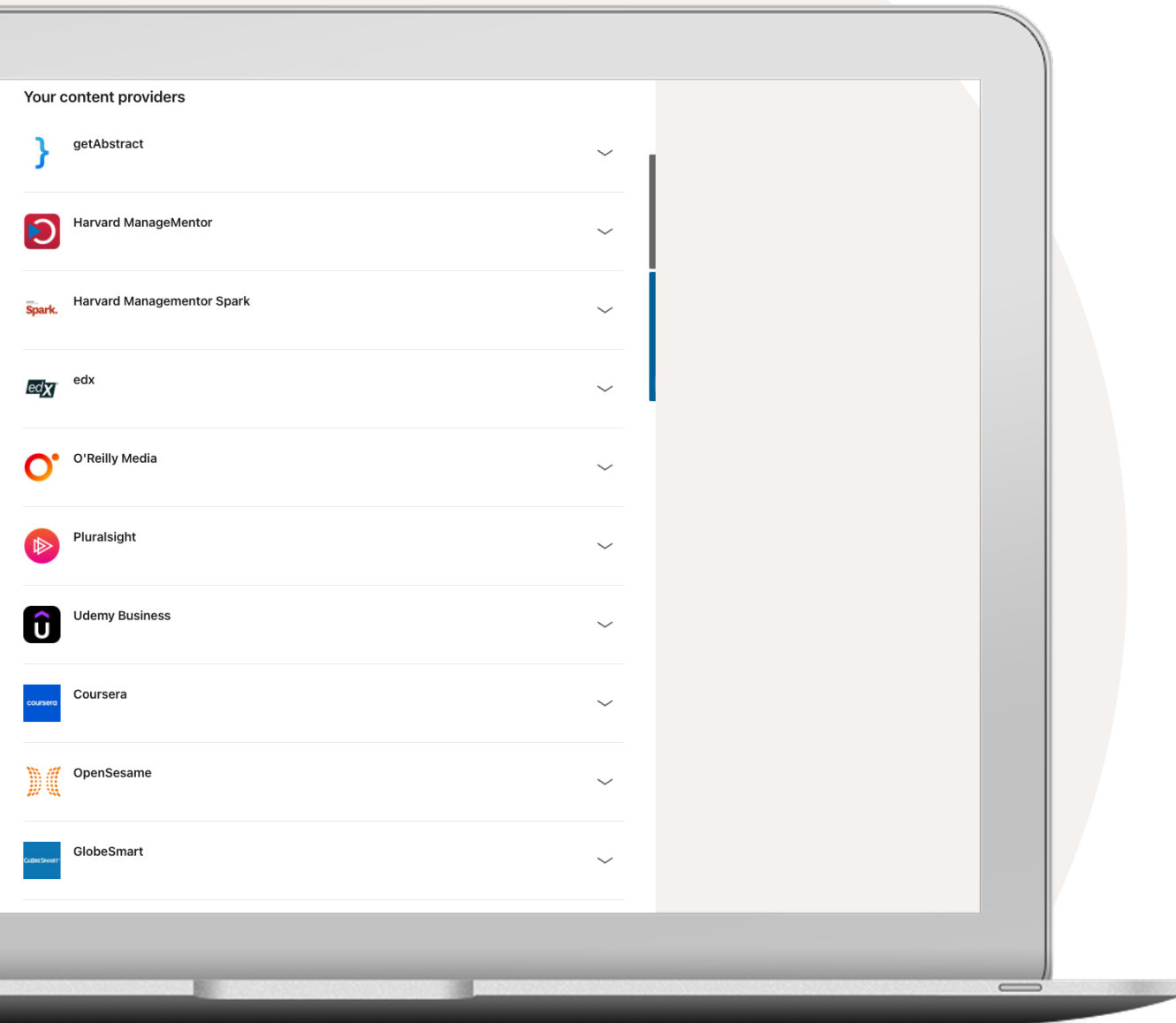


# Integrate your content subscriptions

- 1 In LinkedIn Learning Admin, go to your name and select Integrate from the dropdown.
- 2 Select "Add content partners" from the left rail.
- 3 Select 'Udacity' from the list.

## BEFORE YOU GET STARTED:

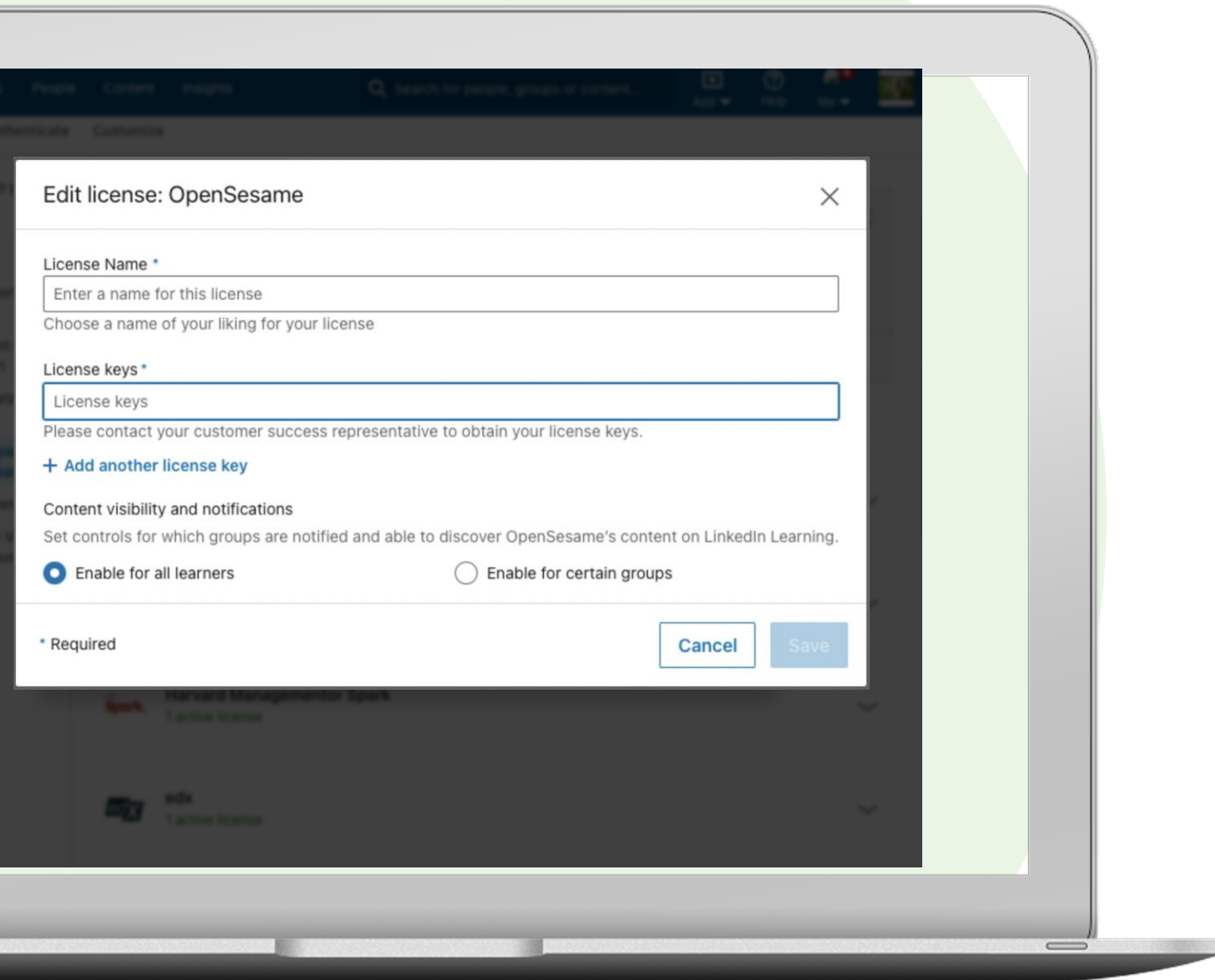
Please obtain your unique Customer Integration ID (CIID) from Udacity. For assistance, please contact your Udacity Customer Success Manager or customer support at [support@Udacity.com](mailto:support@Udacity.com).

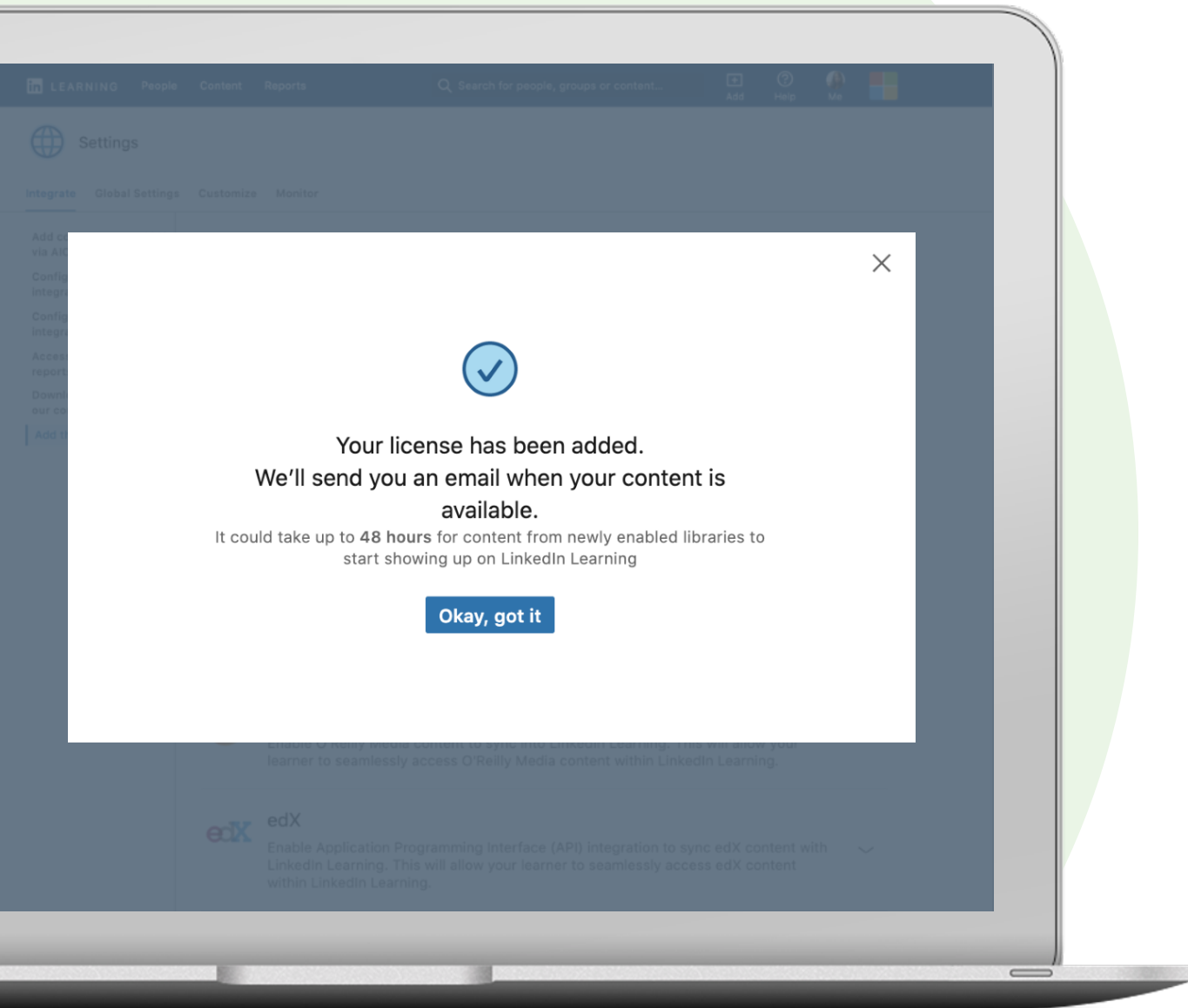


# Set up Udacity

- 1 Enter a name of your choice for License Name.
- 2 Enter your unique **Customer Integration ID (CIID)** in the License Key field. Please contact your Udacity Customer Success Manager or [support@Udacity.com](mailto:support@Udacity.com) to obtain your CIID.
- 3 Enable content access to all learners or certain groups. If enabling for certain groups, first create one or more [LinkedIn Learning group\(s\)](#), then select 'enable for certain groups'.
- 4 Select 'Save' to continue.

**Tip:** You may create a LinkedIn Learning group if there is a subset of learners to whom you want to grant access to Udacity.





## Set-up Udacity

- 5 Select 'Okay, got it'.

Once you create a license, we will send you an email when your content is available. It can take up to 48 hours for new partner content to show up on LinkedIn Learning Hub.

**Yay!** You added your license. Look out for the email. It could take up to 48 hours for new Udacity content to show up in LinkedIn Learning Hub!

LinkedIn Learning

How to:

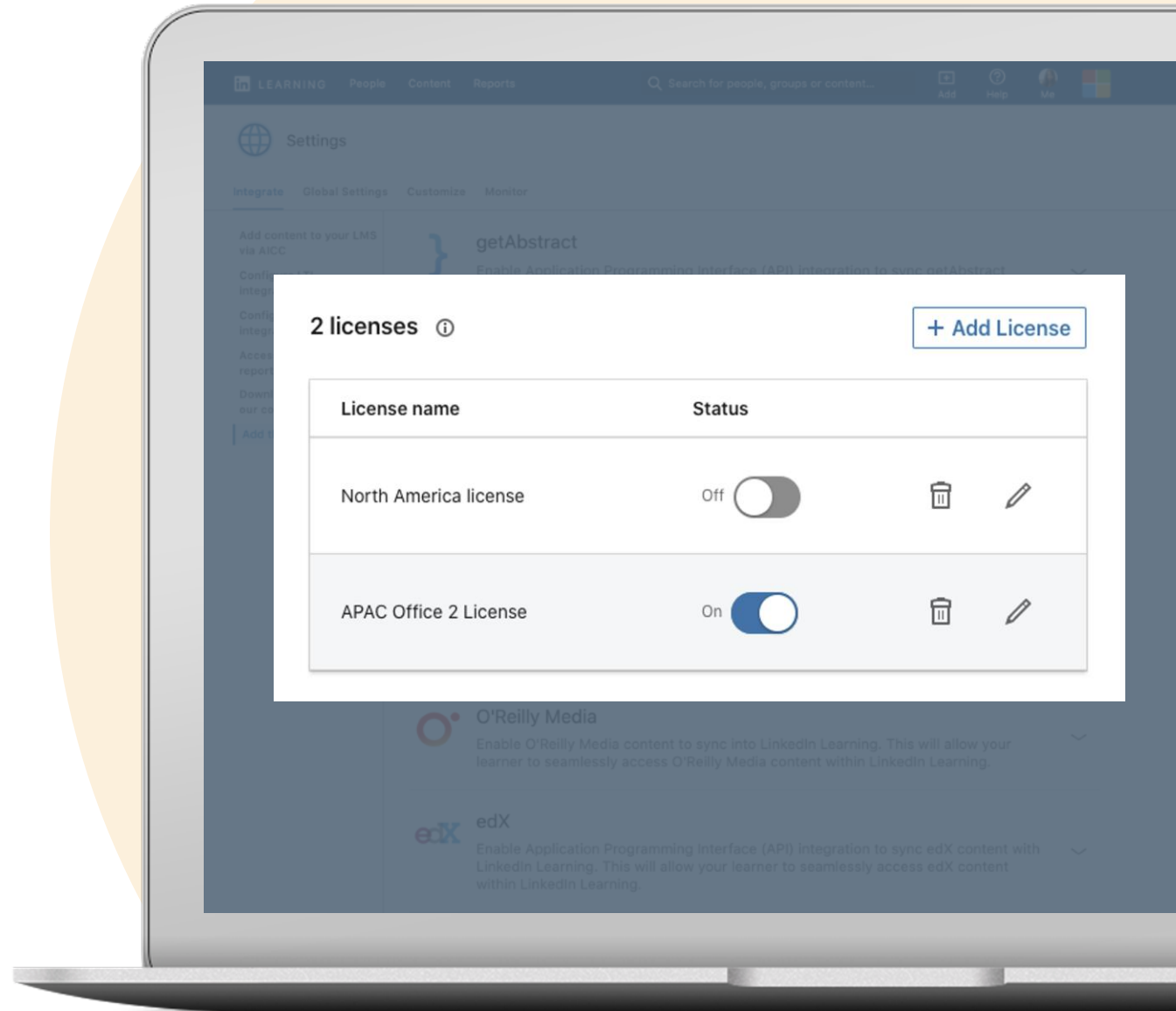
# Manage Licenses



# Disable a license

If you would like to temporarily put your LinkedIn Learning Hub integration with a content partner on hold, you can choose to disable it by turning it off.

Please note that disabling a license does not delete the integration, nor will it affect existing subscriptions with the content provider.



# Delete a license

If you would like to remove a content partner from LinkedIn Learning Hub permanently, you have the option to delete your license(s).

You will no longer see any of the partner content in your account and learners will no longer be able to consume the content.

Deleting a license will not affect existing subscriptions with the content provider.

